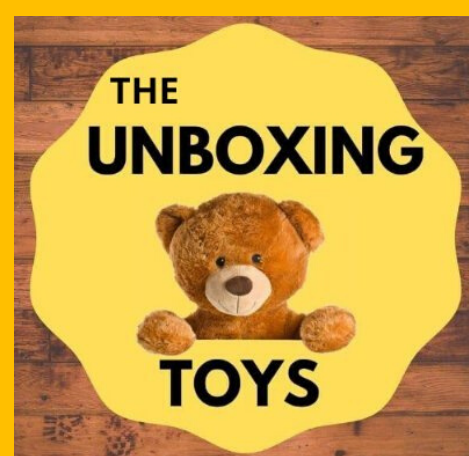


HOW TO SELECT A TOY

A COMPLETE GUIDE



THEUNBOXINGTOYS.COM

Contents

Introduction	1
Factors affecting Selection of Toys	2
Guidelines for Selecting a Toy	3
Quality Factor	4
Learning Factor	5
Children own preference	6
Age Factor	7
Conclusion	8

Introduction

Children are the center heart of any family. Selecting a toy for your child, according to us is most difficult task.

They genuinely love the toys and it is the first source of their learning.



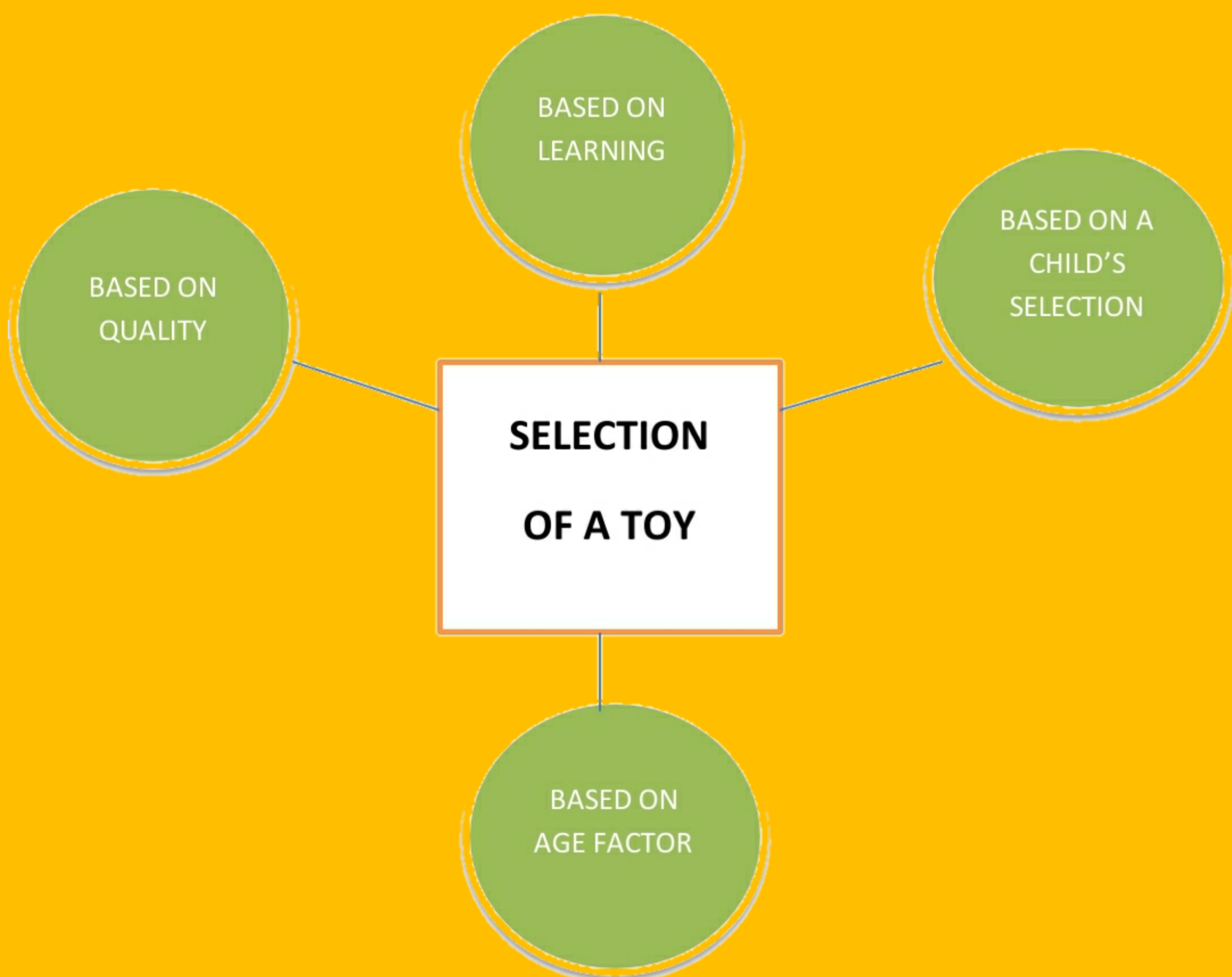
We "The Unboxing Toys" presents you the solution for how to select a toy for your kid



The relation between a child and a toy is like a relation of flower and it's fragrance as both cannot be separated

Factors to be considered while selecting a toy


According to us, there are various other factors other than price and availability. We classified the factors which helps you to select a toy. These factors are as follows:



These are the factors based on which decision is to be made as which toy may be selected for a kid.

For selecting a toy from the toy store or from the online store you must consider the following factors I.e. Based on quality, based on learning, based on child's selecting, and based on age factor

Guidelines for Selecting Toys



1. You must select a toy which is of superior quality as mentioned in the label. The CPSC (Consumer Product Safety Commission) also gives various toy safety guidelines and certification for toys, you can also read from there.
2. Select the toys which have some poems and other teaching but remember too much sound (Noise) is also dangerous for kid's ears
3. Toys should pass a cylinder "parts tester" or empty toilet paper roll test.



Selects a toy for joy, not to destroy. Buy it for collection and not for separation

Quality Factors

For selecting a toy from the toy store or from the online store you must consider the following guidelines given below according to the above factors:

QUALITY FACTOR:

1. While buying a wooden toy, your foremost duty is to check that there are no splinters (Sharp piece of wood) present.
2. Toys should pass a cylinder "parts tester" or empty toilet paper roll test. Toys for children aged two years and under, or older or disabled children very prone to mouthing toys, should never fit into the tester or they could lodge in the windpipe to cause choking. (Karen Stephens)
3. Non-toxic material is always preferred. As while selecting a doll, you must check that the material is fire retardant.
4. Check paints, fragility, strong construction, etc. while selecting a toy for your kid/kids.

Learning Factors



- 1. Select a toy which can be used for the purpose of education. As toys are meant for playing and learning.**
- 2. Avoid buying dangerous toys such as guns, knives etc. As your child can be mistakenly use real ones instead of a toy.**
- 3. Select the toys which have some poems and other teaching but remember too much sound (Noise) is also dangerous for kid's ears.**

**The beautiful thing about learning is that nobody can take it away from you.”
– B.B. King**





Child's Own Selection



This factor consists of bigger children in terms of age as they may know about their preference they likes and dis-likes.

1. Keep on viewing you children likes, as if he/she may like army toys such as tanks, soldier figures, etc. then may be a possibility that he/she will be an army officer or a great soldier.
2. The same goes to dis-likes, as if your child does not like the doctor set, engineer set, etc. then it may be a possibility that he/she may be a future entrepreneur or in some other successful profession.
3. One of advantage of this factor, as you may know which profession is suited for your kid/kids.
4. Creation of values, ethics, norms, etc. also can be created by offering choice to your children to select a toy on his/her wish.

Age Factor

This factor is most crucial one, as in, The selection of toys is a crucial task for every parent. Different types of toys for different age groups for the development of mental and physical ability in the children.

FOR 0-2-YEAR-OLD CHILDREN:

There are many toys for this age groups, we recommend you these toys and do not forget to consider the above guidelines in buying these. Rattles, stuffed toys, electronic toys, puppets, ride on toys like riding horse, cushion, etc. are some examples.

FOR 2-4-YEAR-OLD CHILDREN:

Wooden blocks or construction toys such as Legos, pretend-play toys, non-toxic art and clay-like modeling materials, simple board and card games, etc.

FOR 4-10-YEAR-OLD CHILDREN:

Scooty, toy watches, toy guitar, science experiment games, board games, Boxing kit, Rubik's cube, etc.

Conclusion

THANK
YOU

Thank you for reading this.

Find us on:

Facebook:

<https://www.facebook.com/unboxingtoys1>

Instagram:

<https://instagram.com/the.unboxing.toys>

Twitter:

<https://twitter.com/theunboxingtoys>

YouTube:

<https://youtube.com/unboxingtoys1>

References

- 1. Stephens Karen. Toy Safety and Selection: Choose Developmentally Appropriate Toys for Safer Play. <https://www.easternflorida.edu/community-resources/child-development-centers/parent-resource-library/documents/toy-safety.pdf>**
- 2. Eden, Alven. How to Choose Toys for a Child. <https://lifestyle.howstuffworks.com/family/parenting/parenting-tips/how-to-choose-toys-for-a-child2.htm>**
- 3. M. Cronan, kate, MD. Choosing safe toys. <https://kidshealth.org/en/parents/safe-toys.html>**
- 4. CPSC.gov. Toy Safety Business Guidance & Small Entity Compliance Guide. <https://www.cpsc.gov/Business--Manufacturing/Business-Education/Toy-Safety-Business-Guidance-and-Small-Entity-Compliance-Guide>**